

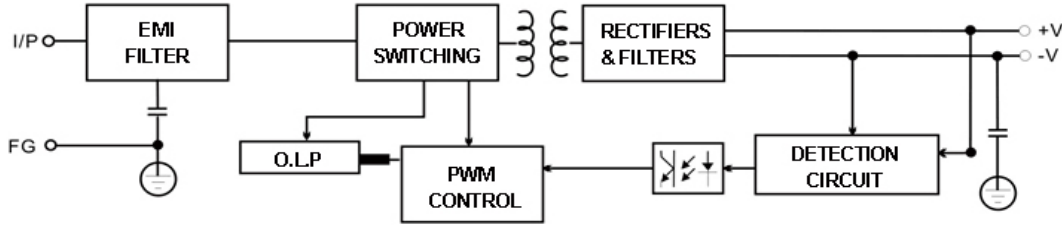


- Features:
- 100-240V AC input
- Single Output
- high efficiency
- 100% full load bur-in test
- Protection: OTP,OLP,OVP,SCP
- CE ROHS Certified
- 3 year warranty

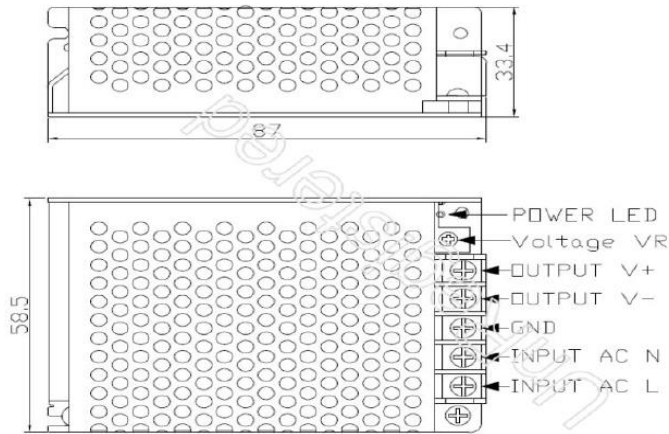
Specifications

| Product Code | | PS15-W1V12 | PS15-W1V24 |
|--------------|--|---|------------|
| Output | DC Voltage | 12V | 24V |
| | Rated Current | 1A | 0.5A |
| | Current Range | 0~1A | 0~0.5A |
| | Voltage tolerance | ±5% | ±5% |
| | Rated Power | 15W | 15W |
| | Ripple & Noise | <120mVp-p | <240mVp-p |
| | Set-up, Rise Time | 1500ms, 30ms / 230VAC | |
| Input | Input voltage range | 100-240 VAC | |
| | Frequency Range | 50~60Hz | |
| | AC Current | 0.27A / 115VAC; 0.13A / 230VAC | |
| | Efficiency | 85% | 88% |
| | PF | 0.6 | |
| Protection | Over Load | Above 110%-150% of rated power Shut-down output voltage, auto recovery after fault condition is removed | |
| | Over Voltage | Above Max. Voltage (105% of rated voltage) Shut-down output voltage, auto recovery after fault condition is removed | |
| | Over Temperature | Over 130°C detected on main IC control Shut-down output voltage, auto recovery after fault condition is removed | |
| Ambiant | Working Temp. & humidity | "-20°C~+60°C, 20%~90%RH | |
| | Storage temp. & humidity | "-40°C~+85°C, 10%~95%RH | |
| Tesings | Withstand voltage | I/P-O/P: 1.5KVAC/1min; I/P-F/G: 1.5KVAC/1min; O/P-F/G: 0.5KVAC/1min; | |
| | Safety | GB4943 ;IEC60950-1; EN60950-1 | |
| | EMC | EN55032:2015/AC:2016 EN61000-3-2:2014 EN61000-3-3:2013 EN55024:2010+A1:2015 | |
| | LVD | EN60950-1:2006+A11:2009+A1:2010+A12:2011+A2:2013 | |
| Other | Lifespan | 20000hrs | |
| | Demension(L*W*H) | 85*58*37.5mm | |
| | Packing | 0.1kg/pcs, 93pcs/12kg/CTN | |
| Note | 1, The above mentioned data were measured at 230VAC input and 25°C. 2, Dis-connect the AC input before checking any mal-phenomenons. 3, Make sure the INPUT&OUPUT were in right situation before connected to power supply. 4, Datasheet for reference only. We suggest you take sampling before mass orders. | | |

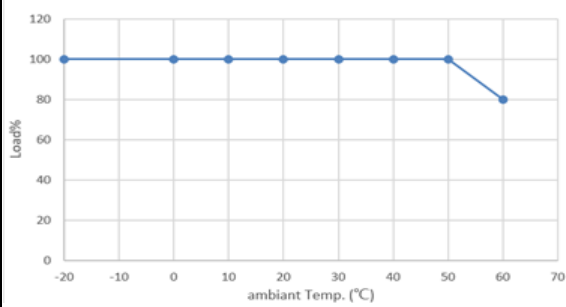
■ Block Diagram



■ Mechanical Specification



■ Temperature Derating Curve



■ Output Load VS Input Voltage

